

APRIL 1 AT 12:34 AM

Srsly's Complete Cooking Overhaul - 5.0.5

The **mod's main download page** can be found [here](#).

- On the page above you can find all information about the mod. Including pack requirements, all features, and more important info. Please be sure to read over this page if this is your first time using SCCO.

The **most recent changelog** can be found [here](#).

- The changelog is updated publicly before release days. This gives you tl;dr detailed information about specifics for this update. Some information is only listed on the changelog.

There is a .txt document included in the download to walk you through installing SCCO.
If you have any suggestions, questions, or issues please join my [Discord](#) for more help!

Before installing, be sure to remove all previous versions of SCCO & [Clear your Cache!](#)

This mod comes with the following translations:

- **Chinese (Simplified)** – Mieli
- **Chinese (Traditional)** – Weili
- **French** – TheKinaQueen
- **German** – Risa
- **Dutch** - GothiqueAngel
- **Italian** – TheMoonGlitch
- **Russian** – Origamika
- **Spanish** – Dianuckethhead
- **Czech** – Xeria
- **Swedish** – Lakire
- **Polish** – NuSims
- **Portuguese (BR)** – Henrique3011

All other translations are being remade and will be added back to the mod as translators provide them for me.

If you are interested in translating SCCO let me know in the #translations section of my Discord.

New! Sorted EA Fridge/Stove Menus



More Choices...



Craft Ingredients...



Services & Settings...



Cooking...

Cook Together With...



Baking...



Childcare...




Snack...




Craft Pet Treats...



More Choices...

 Open

 Have & Serve Meals...



All EA menus on the fridge and stove have been categorized into new menus. These pie menus were added to help alleviate some of the loading time from so many EA options on the fridge/stove as well as make it easier to find exactly what you are looking for.

You will now find the following pie menus and sub-categories:

- **Cooking**

Cook | Gourmet | Make Sack Lunch | Grand Meal

- **Baking**

Bake | Make Wedding Cake

- **Snack**

Grab a Snack | Have a Microwaved Quick Meal

- **Craft Pet Treats**

Homestyle Pet Recipes | Gourmet Pet Recipes | Create Animal Treats

- **Childcare**

Grab Drink for Toddler | Grab Food for Toddler

- **Services & Settings**

Upgrade | Hire Staff | Order a Delivery | Utensil Preference

- **Craft Ingredients**

Cooking Ingredients | Canning

- **Have & Serve Meals**

Cook Pet Recipe | Have Dinner/Lunch/Brunch/Breakfast | Serve Dinner/Lunch/Brunch/Breakfast

Put/Take-Away Groceries



All storage items that have the put/take away groceries interactions that come with SCCO have been updated. I have also added this menu to all EA fridges. My MEGA Storage mods, and Counter/Cabinets Storage mods are also updated for these new transfer menus.

This is compatible with other mods that move inventory like LittleMsSam Transfer Inventory mod. But you do not need both.

You have the following options:

- **Put Away Groceries** - Will put away all groceries in a sim's inventory.
- **Take All Groceries** - Will take all groceries from the fridge and put them in the sim inventory.

Depending on the type of groceries you have in the inventories you will also get the following options to Take/Put Away along with the All options above.

Tea | Snacks | Refrigerated Food | Produce | Preserves | Occult Food | Meat | Managers Specials | Herbs | Grains | Fruit | Frozen Foods | Fish | Drinks | Drink Additives | Crafted Foods | Condiments | Coffee | Canned Goods | Candy | Bulk Ingredients | Dairy | Breakfast | Bread | Boxxed Dinners | Baking | Alcohol

THIS IS AN IMPORTANT UPDATE

Be sure that you read the new install guide on this page carefully as some install instructions have changed.

If you have any questions about how to install, or where features have moved in the mod setup folder please come by Discord for assistance.

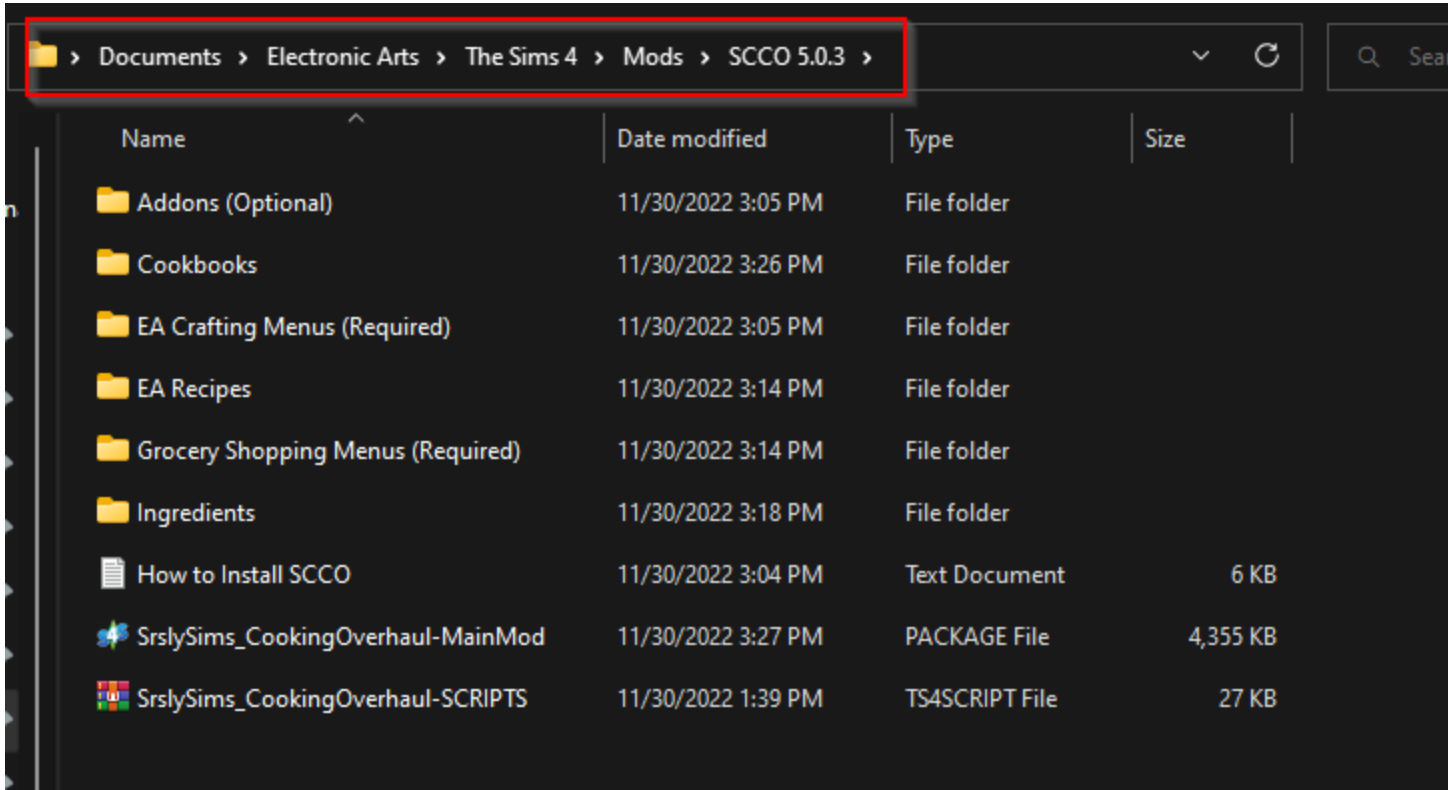
How to Install the new SCCO Rework & New Info

If this is your first time using SCCO Read Over the details of the mod and its features on [my website](#).

1. Download the most recent version of Srsly's Complete Cooking Overhaul. **If using windows, un-zip the file using WinRar or 7-Zip.**
2. Put the "SCCO v#" folder that you un-zipped inside your "Mods" folder. **Documents/Electronic Arts/The Sims 4/Mods**

DO NOT drag and drop files from inside this folder into other folders/or directly in your mods folder. You need to leave the folder intact. This is the best way to ensure the mod is working correctly and the fastest way to update when a new version is released.

If you installed SCCO correctly, your file path should look like the red highlighted path:



(version number and content inside of the folder will be different depending on the current up-to-date version being installed.)

NOTE: Make sure you DO NOT have "[Microsoft OneDrive](#)" controlling your computers Documents Folder, if you see little green check boxes this means you are not using a local documents folder, and OneDrive needs to be disabled. [OneDrive is incompatible with The Sims 4 \[Pic\]](#). This will cause major issues to your game/saves/mods/etc. If you need help with this, come by the Discord for assistance. [[Disable OneDrive](#)]

3. Remove recipes for packs you do not own. Open up the "EA Recipes" folder inside the SCCOv# folder.

Inside the "EA Recipes" folder delete and files for packs you do not own or have installed. If you do not delete the files for the items not installed you will have issues with your game such as blue boxes in your crafting menus in game.

4. NEW! Pick and Choose Ingredients! With SCCO v5.0.0+ you are now able to choose which SCCO ingredients you would like to use in your game. If there is an ingredient you do not wish to install you can delete it.

All SCCO Ingredients are 100% optional.

NOTE: If you are using the EA Cottage Living "[Simple Living Lot Challenge](#)" you must use all SCCO ingredients or use another SCCO compatible creators ingredient that uses the same tag, or type. With the Simple Living Lot Challenge active you must have all ingredients to create a dish. You will not be able to spend money to craft recipes. (You can only spend money to craft a missing "Any Ingredient" requirement with the lot challenge disabled.)

Example, if you do not have SCCO chocolate (or compatible creators chocolate) installed you will not be able to fill the requirement for any recipes that call for "Any Chocolate".

5. Remove any Cookbooks for packs you do not own/have installed. Some EA packs have recipes that are locked by careers/achievements/tasting first at market stall. Reading these cookbooks unlocks these recipes for your sim to be able to craft at home. There is also a cheat when shift+clicking on the sim to unlock these recipes if you have the cookbook also installed.

6. Remove any Addons you don't want to use. SCCO has many different modules for added features. None of these addons are required for SCCO to function but enhance different aspects of the game.

As of SCCO 5.0.0 you will find the following addons:

- **Bread Box Storage** | *Requires Base Game* | A functional bread box that allows you to store groceries, buy cookbooks, and more.
- **Chip Displays** | *Requires Base Game* | Functional displays with little bags of chips that allow you to purchase them. (*Requires Chips SCCO Ingredient*)
- **Cowplant Milking** | *Requires Base Game* | Allows you to gather SCCO plant milk from Cowplants!
- **Grocery Savings Personal Banks** | *Requires Base Game* | Functional storage chests that have interactions to store/take funds. These function like personal piggy banks in real life.
- **Seed Packet Display** | *Requires Base Game* | A functional display that allows you to purchase all EA and Custom Seeds. Special thanks to [Menaceman44](#) for the edited Sims 2 mesh conversion.
- **Club Interactions** | *Requires Get Together* | Adds a new club activities to "Go Grocery Shopping"
- **Holiday Traditions** | *Requires Seasons* | Adds new holiday traditions to "Go Grocery Shopping".
- **Harvest SCCO Meats** | *Requires Eco Lifestyle* | Allows you to harvest SCCO Red Meat, Pork, and Poultry from the Meat Wall.
- **Meat Wall For Everyone** | *Requires Eco Lifestyle* | Unlocks the ability to harvest EA/SCCO meat without the career requirement.
- **Expanded Batuu Menus** | *Requires Journey to Batuu* | Allows you to purchase Single (1), Family (4), and Party (8) serving sizes from the Batuu food market stalls,
- **The Drink Machine** | *Requires Base Game* | A functional drink machine that allows you to get various drinks for a price.

7. Download any external SCCO compatible downloads you want to play with. You can now download any other creators content that needs SCCO to work or has features that work with SCCO.

A list of compatible creators as of this update are:

SrslySims | KingZace | IceMunMun | Oni | Robin | LittlBowBub | Rex | Amellce | AroundTheSims4

Partial Compatibility (See Mod Pages):

Somik and Severinka

Some old items have been removed from SCCO and been made standalone mods. Here is a list of those items:

- [Srsly's EA Adjustments](#) (**Soft Required** - If you want EA ingredients like cottage living milk/eggs/etc to be accepted in recipes you need this file. All EA ingredient overrides have been removed from SCCO and added here)
- [Srsly's Custom Recipes](#) (version 1.5.0 or higher)
- [Srsly Good Eats Take-Out Delivery](#)
- [Harvestable: Seaweed](#)
- [Harvestable: Lettuce](#)
- [My Pet Snail](#)
- [The Juice-O-Matic Juicer](#)

You can find more creations on [SrslySims.net](#) !

The Following items have been removed, and will be coming back in the future:

- Srsly's Crafting Enabler Book+Box - Coming Soon
- Ask To Cook - Coming Soon
- Cook by Type - Coming Soon
- 7. **Enjoy!** All other files in SCCO are currently required for the overhaul. If you have any questions on installing, have suggestions, or just need help come by the Discord for assistance.

Update 5.0.4 to 5.0.5

- Fixed tea maker menus showing the required ingredients version when not using the simple living lot challenge.

4/22/2023 - KNOWN ISSUES

- Subscription Boxes have been temporarily removed. These are being fixed. If you would like to use the ones from 5.0.3 for now that is fine, they have small bugs but do work. I will have these updated and added back ASAP.